

ESTADÍSTICA OPERACIONAL POR ESTACIÓN

		ENERO A DICIEMBRE DE 2019		
ESTACION		IFR	VFR	TOTAL
ACA	ACAPULCO	20,515	11,543	32,058
ADN	AEROPUERTO DEL NORTE	25,422	21,019	46,441
AGU	AGUASCALIENTES	13,516	3,517	17,033
BJX	BAJIO (LEON)	34,573	3,075	37,648
CEN	CD. OBREGON	5,940	9,797	15,737
CJS	CD. JUAREZ	19,388	2,026	21,414
CME	CD. DEL CARMEN	4,880	31,772	36,652
COL	COLIMA	3,299	4,239	7,538
CPE	CAMPECHE	3,012	2,721	5,733
CSL	CABO SAN LUCAS	7,620	3,156	10,776
CTM	CHETUMAL	3,601	2,013	5,614
CUL	CULIACAN	23,940	20,100	44,040
CUN	CANCUN	175,869	7,459	183,328
CUU	CHIHUAHUA	25,287	9,654	34,941
CVA	CUERNAVACA	1,815	32,703	34,518
CVM	CD. VICTORIA	3,768	3,001	6,769
CZA	CHICHEN ITZA	79	846	925
CZM	COZUMEL	6,948	9,276	16,224
DGO	DURANGO	9,110	8,752	17,862
GDL	GUADALAJARA	136,049	28,612	164,661
GYM	GUAYMAS	731	4,072	4,803
HMO	HERMOSILLO	25,306	13,026	38,332
HUX	HUATULCO	8,533	1,594	10,127
LAP	LA PAZ	14,115	13,278	27,393
LMM	LOS MOCHIS	6,759	9,932	16,691
LTO	LORETO	2,409	3,172	5,581
MAM	MATAMOROS	6,649	3,014	9,663
MEX	MÉXICO	456,464	45,688	502,152
MID	MERIDA	32,258	11,355	43,613
MLM	MORELIA	11,126	9,058	20,184
MTT	MINATITLAN	2,777	2,674	5,451
MTY	MONTERREY	132,896	2,733	135,629
MXL	MEXICALI	9,329	4,855	14,184
MZT	MAZATLAN	33,739	8,745	42,484
NLD	NUEVO LAREDO	5,136	2,349	7,485
OAX	OAXACA	19,276	5,132	24,408
PAZ	POZA RICA	1,249	5,019	6,268
PBC	PUEBLA	11,112	17,120	28,232
PPE	PUERTO PEÑASCO	259	3,824	4,083
PQE	PALENQUE	314	472	786
PVR	PUERTO VALLARTA	50,948	4,815	55,763
PXM	PUERTO ESCONDIDO	4,642	4,130	8,772
QET	QUERETARO	35,722	31,222	66,944
REX	REYNOSA	13,567	5,376	18,943
SJD	SAN JOSÉ DEL CABO	51,078	737	51,815
SLP	SAN LUIS POTOSI	17,809	4,556	22,365
TAM	TAMPICO	13,278	4,754	18,032
TAP	TAPACHULA	5,452	4,855	10,307
TGZ	TUXTLA GUTIERREZ	13,064	6,500	19,564
TIJ	TIJUANA	62,281	4,865	67,146
TLC	TOLUCA	61,318	17,090	78,408
TNY	TEPIC	2,776	4,216	6,992
TRC	TORREON	14,429	4,708	19,137
UPN	URUAPAN	1,695	4,554	6,249
VER	VERACRUZ	21,919	3,978	25,897
VSA	VILLAHERMOSA	15,101	5,719	20,820
ZCL	ZACATECAS	5,986	1,998	7,984
ZIH	ZIHUATANEJO	11,952	3,301	15,253
ZLO	MANZANILLO	4,369	2,678	7,047
SVL	MERIDA	81,966	1,445	83,411
<b>TOTAL</b>		<b>1,794,420</b>	<b>503,890</b>	<b>2,298,310</b>

DATOS AL 20 DE ENERO DE 2020

Abreviaturas

**IFR** Reglas de Vuelo por Instrumento  
**VFR** Reglas de Vuelo Visual  
**SVL** Sobrevuelos Internacionales Centro de Control Mérida

VFR (Visual Flight Rules o Reglas de Vuelo Visual)  
 IFR (Instrumental Flight Rules o Reglas de Vuelo Instrumentos)

TOTALES POR SUBGERENCIA REGIONAL

Ene - Dic 2019

		ESTACION	IFR	VFR	TOTAL		
G E R E N C I A	SUBGERENCIA REGIONAL ACAPULCO	ACA ACAPULCO	20,515	11,543	32,058		
		OAX OAXACA	19,276	5,132	24,408		
		ZIH ZIHUATANEJO	11,952	3,301	15,253		
		HUX HUATULCO	8,533	1,594	10,127		
		PXM PUERTO ESCONDIDO	4,642	4,130	8,772	<b>90,618</b>	
R E G I O N A L	SUBGERENCIA REGIONAL CENTRO (SEDE EN LA CD DE MEXICO)	MEX MÉXICO	456,464	45,688	502,152		
		TLC TOLUCA	61,318	17,090	78,408		
		QET QUERETARO	35,722	31,222	66,944		
		VER VERACRUZ	21,919	3,978	25,897		
		PBC PUEBLA	11,112	17,120	28,232		
		CVA CUERNAVACA	1,815	32,703	34,518		
		TAM TAMPICO	13,278	4,754	18,032		
		PAZ POZA RICA	1,249	5,019	6,268	<b>760,451</b>	<b>851,069</b>
		R E G I O N A L	SUBGERENCIA REGIONAL NOROCCIDENTE (SEDE EN MONTERREY)	MTY MONTERREY	132,896	2,733	135,629
ADN AEROPUERTO DEL NORTE	25,422			21,019	46,441		
REX REYNOSA	13,567			5,376	18,943		
MAM MATAMOROS	6,649			3,014	9,663		
CVM CD. VICTORIA	3,768			3,001	6,769		
NLD NUEVO LAREDO	5,136			2,349	7,485	<b>224,930</b>	
CUU CHIHUAHUA	25,287			9,654	34,941		
TRC TORREON	14,429			4,708	19,137		
CJS CD. JUAREZ	19,388			2,026	21,414	<b>75,492</b>	<b>300,422</b>
G E R E N C I A	SUBGERENCIA REGIONAL TIJUANA			TJJ TIJUANA	62,281	4,865	67,146
		HMO HERMOSILLO	25,306	13,026	38,332		
		LAP LA PAZ	14,115	13,278	27,393		
		MXL MEXICALI	9,329	4,855	14,184		
		LTO LORETO	2,409	3,172	5,581		
		PPE PUERTO PEÑASCO	259	3,824	4,083	<b>156,719</b>	
		SUBGERENCIA REGIONAL NOROCCIDENTE (SEDE EN HAZUVALAN)	CUL CULIACAN	23,940	20,100	44,040	
	SJD SAN JOSE DEL CABO		51,078	737	51,815		
	MZT MAZATLAN		33,739	8,745	42,484		
	DGO DURANGO		9,110	8,752	17,862		
	LMM LOS MOCHIS		6,759	9,932	16,691		
	CEN CD. OBREGON		5,940	9,797	15,737		
	CSL CABO SAN LUCAS		7,620	3,156	10,776		
	GYM GUAYMAS	731	4,072	4,803	<b>204,208</b>	<b>360,927</b>	
G E R E N C I A	SUBGERENCIA REGIONAL MERIDA	CME CD. DEL CARMEN	4,880	31,772	36,652		
		MID MÉRIDA	32,258	11,355	43,613		
		VSA VILLAHERMOSA	15,101	5,719	20,820		
		TGZ TUXTLA GUTIERREZ	13,064	6,500	19,564		
		TAP TAPACHULA	5,452	4,855	10,307		
		MTT MINATITLAN	2,777	2,674	5,451		
		CPE CAMPECHE	3,012	2,721	5,733		
		PQE PALENQUE	314	472	786		
		CZA CHICHEN ITZA	79	846	925	<b>143,851</b>	
		SUBGERENCIA REGIONAL CANCUN	CUN CANCUN	175,869	7,459	183,328	
	CZM COZUMEL		6,948	9,276	16,224		
	CTM CHETUMAL		3,601	2,013	5,614	<b>205,166</b>	<b>349,017</b>
	G E R E N C I A	SUBGERENCIA REGIONAL OCCIDENTE (SEDE EN GUADALAJARA)	GDL GUADALAJARA	136,049	28,612	164,661	
PVR PUERTO VALLARTA			50,948	4,815	55,763		
BXJ BAJIO (LEON)			34,573	3,075	37,648		
SLP SAN LUIS POTOSI			17,809	4,556	22,365		
MLM MORELIA			11,126	9,058	20,184		
AGU AGUASCALIENTES			13,516	3,517	17,033		
ZCL ZACATECAS			5,986	1,998	7,984		
ZLO MANZANILLO			4,369	2,678	7,047		
TNY TEPIC			2,776	4,216	6,992		
COL COLIMA			3,299	4,239	7,538		
UPN URUAPAN			1,695	4,554	6,249	<b>353,464</b>	<b>353,464</b>

SVL MID	81,966	1,445	83,411
---------	--------	-------	--------

TOTAL

2,298,310

Abreviaturas

IFR Reclas de Vuelo por Instrumento  
VFR Reclas de Vuelo Visual  
SVL Sobrevuelos Internacionales Centro de Control Mérida

**TOTALES POR GERENCIA REGIONAL**

**Ene - Dic 2019**

	<b>ESTACION</b>	<b>IFR</b>	<b>VFR</b>	<b>TOTAL</b>	
<b>CENTRO</b>	MEX MEXICO	456,464	45,688	502,152	
	TLC TOLUCA	61,318	17,090	78,408	
	QET QUERETARO	35,722	31,222	66,944	
	PBC PUEBLA	11,112	17,120	28,232	
	ACA ACAPULCO	20,515	11,543	32,058	
	VER VERACRUZ	21,919	3,978	25,897	
	CVA CUERNAVACA	1,815	32,703	34,518	
	OAX OAXACA	19,276	5,132	24,408	
	TAM TAMPICO	13,278	4,754	18,032	
	ZIH ZIHUATANEJO	11,952	3,301	15,253	
	HUX HUATULCO	8,533	1,594	10,127	
	PXM PUERTO ESCONDIDO	4,642	4,130	8,772	
	PAZ POZA RICA	1,249	5,019	6,268	<b>851,069</b>
<b>NORESTE</b>	MTY MONTERREY	132,896	2,733	135,629	
	ADN AEROPUERTO DEL NORTE	25,422	21,019	46,441	
	CUU CHIHUAHUA	25,287	9,654	34,941	
	CJS CD. JUAREZ	19,388	2,026	21,414	
	REX REYNOSA	13,567	5,376	18,943	
	TRC TORREON	14,429	4,708	19,137	
	MAM MATAMOROS	6,649	3,014	9,663	
	NLD NUEVO LAREDO	5,136	2,349	7,485	
	CVM CD. VICTORIA	3,768	3,001	6,769	<b>300,422</b>
<b>NOROESTE</b>	TIJ TIJUANA	62,281	4,865	67,146	
	SJD SAN JOSE DEL CABO	51,078	737	51,815	
	CUL CULIACAN	23,940	20,100	44,040	
	MZT MAZATLAN	33,739	8,745	42,484	
	HMO HERMOSILLO	25,306	13,026	38,332	
	LAP LA PAZ	14,115	13,278	27,393	
	DGO DURANGO	9,110	8,752	17,862	
	LMM LOS MOCHIS	6,759	9,932	16,691	
	CEN CD. OBREGON	5,940	9,797	15,737	
	MXL MEXICALI	9,329	4,855	14,184	
	CSL CABO SAN LUCAS	7,620	3,156	10,776	
	GYM GUAYMAS	731	4,072	4,803	
	LTO LORETO	2,409	3,172	5,581	
	PPE PUERTO PENASCO	259	3,824	4,083	<b>360,927</b>
<b>SURESTE</b>	CUN CANCUN	175,869	7,459	183,328	
	MID MÉRIDA	32,258	11,355	43,613	
	CME CD. DEL CARMEN	4,880	31,772	36,652	
	VSA VILLAHERMOSA	15,101	5,719	20,820	
	TGZ TUXTLA GUTIERREZ	13,064	6,500	19,564	
	CZM COZUMEL	6,948	9,276	16,224	
	TAP TAPACHULA	5,452	4,855	10,307	
	CTM CHETUMAL	3,601	2,013	5,614	
	MTT MINATITLAN	2,777	2,674	5,451	
	CPE CAMPECHE	3,012	2,721	5,733	
	PQE PALENQUE	314	472	786	
CZA CHICHÉN ITZA	79	846	925	<b>349,017</b>	
<b>OCCIDENTE</b>	GDL GUADALAJARA	136,049	28,612	164,661	
	PVR PUERTO VALLARTA	50,948	4,815	55,763	
	BJX BAJIO (LEON)	34,573	3,075	37,648	
	SLP SAN LUIS POTOSI	17,809	4,556	22,365	
	MLM MORELIA	11,126	9,058	20,184	
	AGU AGUASCALIENTES	13,516	3,517	17,033	
	ZCL ZACATECAS	5,986	1,998	7,984	
	COL COLIMA	3,299	4,239	7,538	
	TNY TEPIC	2,776	4,216	6,992	
	ZLO MANZANILLO	4,369	2,678	7,047	
UPN URUAPAN	1,695	4,554	6,249	<b>353,464</b>	
SVL MID	81,966	1,445	83,411	<b>83,411</b>	

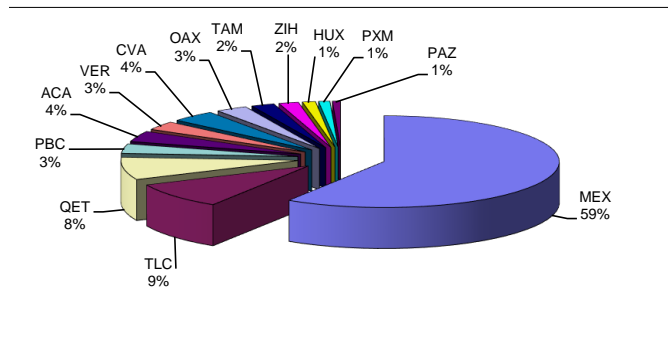
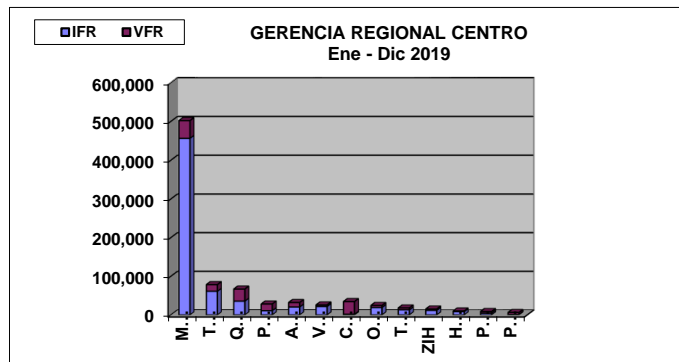
**TOTAL**

**2,298,310**

## GERENCIA REGIONAL CENTRO

Ene - Dic 2019

	ESTACION	IFR	VFR	TOTAL		
<b>CENTRO</b>	MEX	MEXICO	456,464	45,688	502,152	
	TLC	TOLUCA	61,318	17,090	78,408	
	QET	QUERETARO	35,722	31,222	66,944	
	PBC	PUEBLA	11,112	17,120	28,232	
	ACA	ACAPULCO	20,515	11,543	32,058	
	VER	VERACRUZ	21,919	3,978	25,897	
	CVA	CUERNAVACA	1,815	32,703	34,518	
	OAX	OAXACA	19,276	5,132	24,408	
	TAM	TAMPICO	13,278	4,754	18,032	
	ZIH	ZIHUATANEJO	11,952	3,301	15,253	
	HUX	HUATULCO	8,533	1,594	10,127	
	PXM	PUERTO ESCONDIDO	4,642	4,130	8,772	
PAZ	POZA RICA	1,249	5,019	6,268	<b>851,069</b>	



Abreviaturas

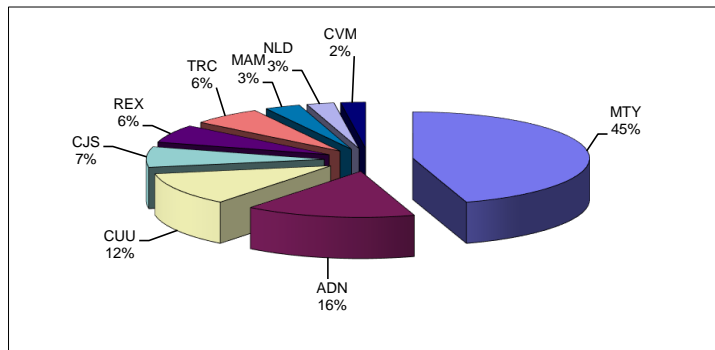
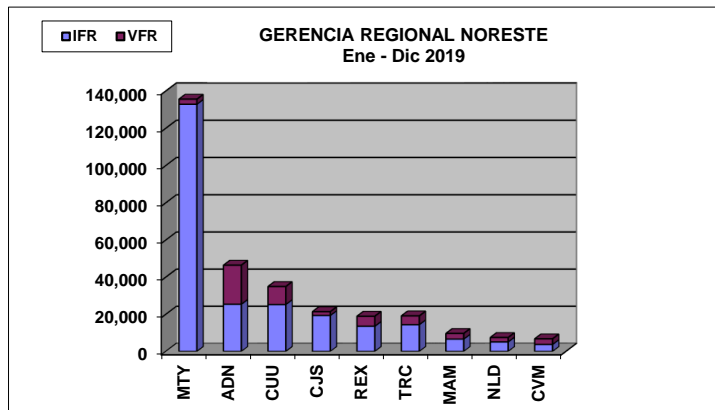
**IFR**  
**VFR**

Reglas de Vuelo por Instrumento  
Reglas de Vuelo Visual

## GERENCIA REGIONAL NORESTE

Ene - Dic 2019

	ESTACION	IFR	VFR	TOTAL	
<b>NORESTE</b>	MTY MONTERREY	132,896	2,733	135,629	
	ADN AEROPUERTO DEL NORTE	25,422	21,019	46,441	
	CUU CHIHUAHUA	25,287	9,654	34,941	
	CJS CD. JUAREZ	19,388	2,026	21,414	
	REX REYNOSA	13,567	5,376	18,943	
	TRC TORREON	14,429	4,708	19,137	
	MAM MATAMOROS	6,649	3,014	9,663	
	NLD NUEVO LAREDO	5,136	2,349	7,485	
	CVM CD. VICTORIA	3,768	3,001	6,769	
					<b>300,422</b>



Abreviaturas

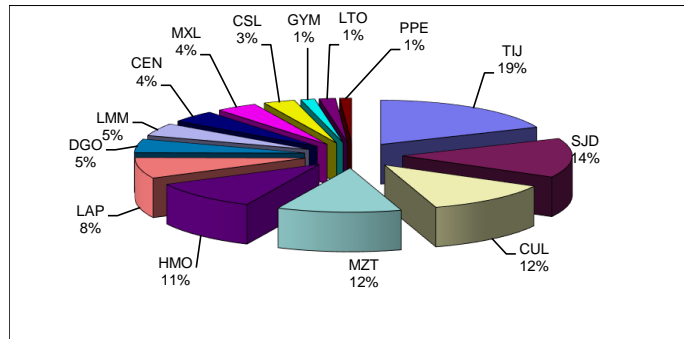
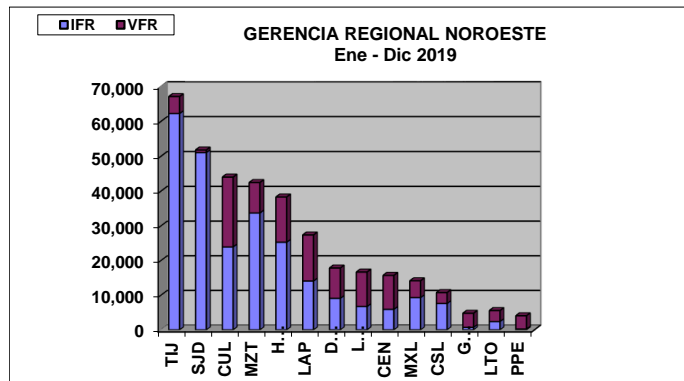
**IFR**  
**VFR**

Reglas de Vuelo por Instrumento  
Reglas de Vuelo Visual

## GERENCIA REGIONAL NOROESTE

Ene - Dic 2019

	ESTACION	IFR	VFR	TOTAL	
<b>NOROESTE</b>	TIJ	TIJUANA	62,281	4,865	67,146
	SJD	SAN JOSE DEL CABO	51,078	737	51,815
	CUL	CULIACAN	23,940	20,100	44,040
	MZT	MAZATLAN	33,739	8,745	42,484
	HMO	HERMOSILLO	25,306	13,026	38,332
	LAP	LA PAZ	14,115	13,278	27,393
	DGO	DURANGO	9,110	8,752	17,862
	LMM	LOS MOCHIS	6,759	9,932	16,691
	CEN	CD. OBREGON	5,940	9,797	15,737
	MXL	MEXICALI	9,329	4,855	14,184
	CSL	CABO SAN LUCAS	7,620	3,156	10,776
	GYM	GUAYMAS	731	4,072	4,803
	LTO	LORETO	2,409	3,172	5,581
	PPE	PUERTO PENASCO	259	3,824	4,083
				<b>360,927</b>	



Abreviaturas

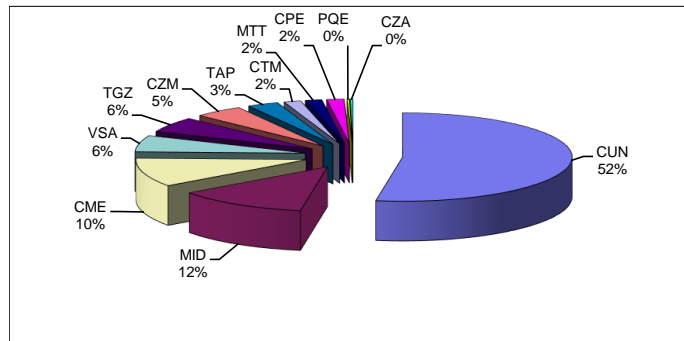
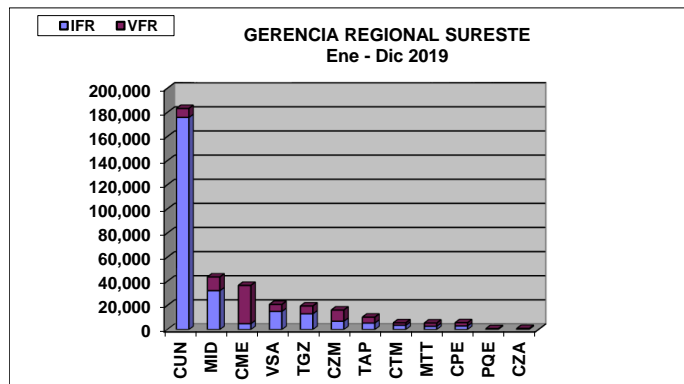
**IFR**  
**VFR**

Reglas de Vuelo por Instrumento  
Reglas de Vuelo Visual

# GERENCIA REGIONAL SURESTE

Ene - Dic 2019

	ESTACION	IFR	VFR	TOTAL
<b>SURESTE</b>	CUN CANCUN	175,869	7,459	183,328
	MID MÉRIDA	32,258	11,355	43,613
	CME CD. DEL CARMEN	4,880	31,772	36,652
	VSA VILLAHERMOSA	15,101	5,719	20,820
	TGZ TUXTLA GUTIERREZ	13,064	6,500	19,564
	CZM COZUMEL	6,948	9,276	16,224
	TAP TAPACHULA	5,452	4,855	10,307
	CTM CHETUMAL	3,601	2,013	5,614
	MTT MINATITLAN	2,777	2,674	5,451
	CPE CAMPECHE	3,012	2,721	5,733
	PQE PALENQUE	314	472	786
	CZA CHICHÉN ITZA	79	846	925
				<b>349,017</b>



Abreviaturas

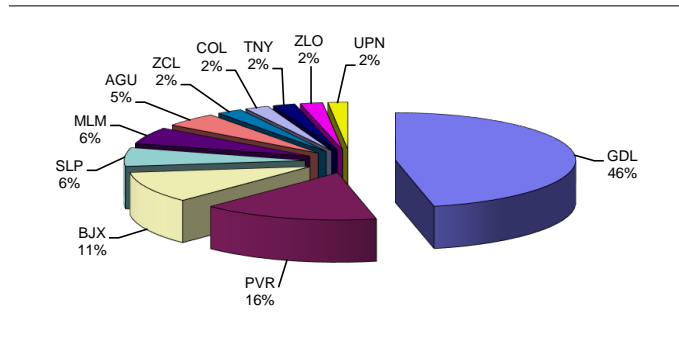
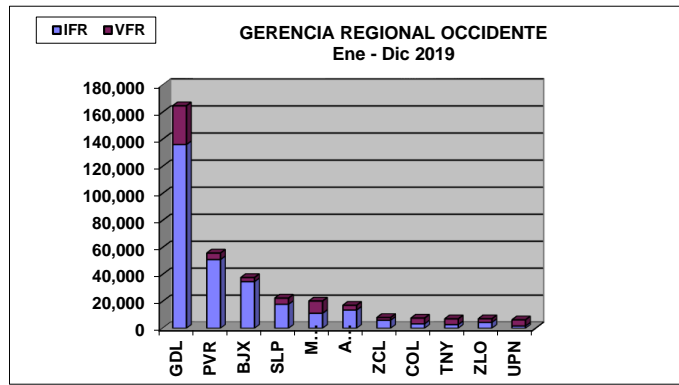
**IFR**  
**VFR**

Reglas de Vuelo por Instrumento  
Reglas de Vuelo Visual

## GERENCIA REGIONAL OCCIDENTE

Ene - Dic 2019

	ESTACION	IFR	VFR	TOTAL		
<b>OCCIDENTE</b>	GDL	GUADALAJARA	136,049	28,612	164,661	
	PVR	PUERTO VALLARTA	50,948	4,815	55,763	
	BJX	BAJIO (LEON)	34,573	3,075	37,648	
	SLP	SAN LUIS POTOSI	17,809	4,556	22,365	
	MLM	MORELIA	11,126	9,058	20,184	
	AGU	AGUASCALIENTES	13,516	3,517	17,033	
	ZCL	ZACATECAS	5,986	1,998	7,984	
	COL	COLIMA	3,299	4,239	7,538	
	TNY	TEPIC	2,776	4,216	6,992	
	ZLO	MANZANILLO	4,369	2,678	7,047	
	UPN	URUAPAN	1,695	4,554	6,249	<b>353,464</b>



Abreviaturas

**IFR**  
**VFR**

Reglas de Vuelo por Instrumento  
Reglas de Vuelo Visual